



UK Visas
& Immigration



WELCOME
TO
GREAT

BRITAIN & NORTHERN IRELAND

Applying for a visa
to study in the UK



The UK's Study Visa Offer

- The UK is open for business and genuine students are welcome to study at our world-class institutions.
- The UK remains the second most popular destination in the world for international higher education students.

This presentation covers:

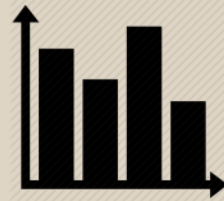
- Student routes
- Application process
- Supporting documents
- Interviews
- Why visas are sometimes refused
- Work options after your studies



The UK's global visa service

96%

of Tier 4 student
visa applications
are granted




223,000

Tier 4 student
applications granted
in the last year

95%

of all Tier 4 student
applications were granted
within 15 working days



All figures to year end March 2018.

Student visa routes

There are three visa routes that international students can use to study in the UK.

They are:

- **Tier 4 (General)**
- **Tier 4 (Child)**
- **Short-term study**



- Visa nationals are required to apply for their Tier 4 or Short-term study visa **before** they travel to the UK.
- Non-visa nationals are required to apply before they travel to the UK for Tier 4 or 11 month Short-term study visa.
- Non-visa nationals **do not** need to obtain a Short-term study visa before they travel if they are coming to the UK for six months or less.
- Non-EEA students who apply to come to the UK to study for longer than 6 months will be required to pay a **health surcharge**. It is presently £150 per person per year. From later in 2018 it will rise to £300 per person per year.
- Paying the surcharge entitles you to access the National Health Service (NHS) in the same way as a permanent UK resident.

Tier 4 (General) visa

Suitable if you want to come to the UK to study as an adult student or for post-16 education.

- ✓ You are allowed to study for a course that is longer than 6 months

However you must:

- ✓ Have applied for a course with an approved Tier 4 sponsor
- ✓ Have been issued with a Confirmation of Acceptance for Studies (CAS)
- ✓ Provide all the supporting documentation
- ✓ Have sufficient funds to support yourself
- ✓ Have an appropriate level of English for your course

Tier 4 (General) visa holders are not allowed to:

- ✗ Work more hours than your visa conditions allow
- ✗ Change institutions without first notifying UKVI and applying for a fresh visa
- ✗ Stop studying without notifying UKVI.
- ✗ Get public funds
- ✗ Work as a professional sports person, including a sports coach

Always check the conditions attached to your visa!

Tier 4 (Child) visa

Suitable if you are aged 4-17 and you want to come to the UK to:

- ✓ Study at an independent school

You must have suitable arrangements in place for your travel, reception and care in the UK.

Tier 4 (Child) visa holders are not allowed to:

- ✗ Study at a publicly funded school
- ✗ Take a full-time permanent job or be self-employed
- ✗ Change institutions without first informing UKVI
- ✗ Alter the care arrangement put in place as a condition of the visa without informing UKVI



Studying on a Short-term study visa

Suitable if you want to study in the UK for a short time:

- ✓ On a short course – no more than 6 months (or 11 months if studying English Language)
- ✓ You must study with an institution which holds a Tier 4 licence, or has been accredited by a recognised body (e.g. BAC, Accreditation UK, ABLIS, ASIC)

Short-term study visa holders are not allowed to:

- ✗ Work in the UK
- ✗ Study at a state school
- ✗ Bring family members with them – they must apply separately
- ✗ Extend their stay



Visa application process



CHECK the requirements before applying

You will need:

- A Confirmation of Acceptance for Studies (Tier 4 only)
- Evidence you can pay for your course
- Original education certificates



APPLY pay and book your visa appointment online

- Submit your application at the Visa Application Centre (VAC) along with supporting documents
- Your fingerprints will be taken at the VAC and you may need to sit a video interview



Tailor your application

Need a visa quickly?
Use our Priority Services



Visa granted
visa added to
passport and
returned to applicant



Visa refused
Passport and
documents returned
to applicant

Tier 4 - Supporting documents

You will need to provide a number of documents when you make your application. Here are some of the documents you may need:

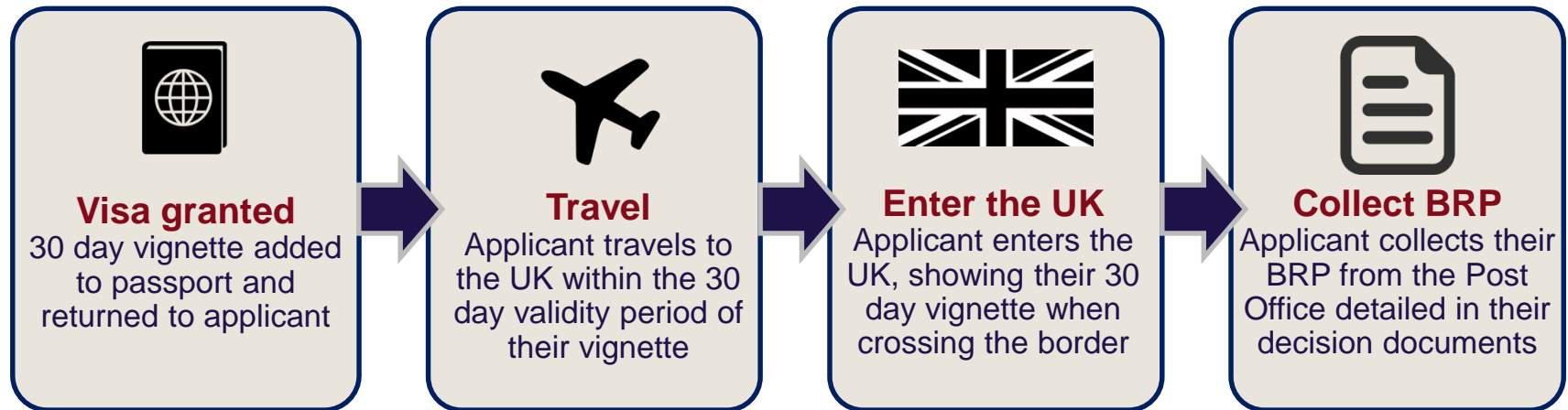
- ✓ A current passport or other valid travel documentation.
- ✓ A Confirmation of Acceptance for Studies (CAS)
- ✓ Evidence of your qualifications as specified in the CAS
- ✓ Evidence of English language ability for those who need to demonstrate it
- ✓ Evidence of your finances as detailed in the Tier 4 (General) guidance
- ✓ An Academic Technology Approval Scheme (ATAS) certificate (if applicable)
- ✓ A Tuberculosis certificate (if applicable)



For more information please visit [gov.uk/check-uk-visa](https://www.gov.uk/check-uk-visa)

Biometric Residence Permits

- Successful applicants applying to come to the UK for more than six months will receive a Biometric Resident Permit (BRP). You will apply for a BRP at the same time as you make your visa application.
- Your Tier 4 sponsor must keep a copy of your BRP and you must keep the original.



Student interviews

Interviews may cover:

- ✓ The course you have applied for
 - ✓ Reasons for choosing to study in the UK
 - ✓ How you will fund your studies
 - ✓ Your previous studies and future work aspirations
 - ✓ Your English language ability
-
- All students applying for a Tier 4 visa will be interviewed at the Visa Application Centre.
 - Some students are asked back for a second interview with a visa officer.
 - Non- genuine applicants will not be granted a visa.



Provided you are a genuine student the interviews are **nothing to be nervous about.**

Reasons why student visas are refused

- Not including the correct supporting documents or submitting documents without translations or in the wrong format.
- Failing to disclose full travel or immigration history.
- Not meeting the 28 day financial rule on funds or not holding the funds in an account in which you or your parents or sponsors are named.
- Not providing evidence of the relationship between you and your parents/guardian or sponsor.
- Forgetting to include original education certificates.
- Forgetting to get a Tuberculosis test done (if applicable).



Knowledge of English

To be granted a Tier 4 visa you will need to have a good knowledge of English.

- Higher Education Institutes (HEI) can choose how they assess a student's knowledge of English. However, if you are not studying at a HEI you will need to provide a Secure English Language Test certificate to demonstrate your level of English ability, unless you meet one of the exceptions to the English language requirement (for example, if you are applying for a Tier 4 (Child) visa, or you are from a majority English-speaking country such as the USA).
- There are test centres around the world. To find your nearest test centre visit www.gov.uk and search for 'English language test'.
- You do not need to prove your knowledge of English if you are from one of the countries listed on our web site <https://www.gov.uk/tier-4-general-visa/knowledge-of-english>



Work options after you complete your studies

The UK has a number of employment opportunities for university students when they complete their studies. The following work options are available to you:

- ✓ The Doctorate Extension Scheme
- ✓ Tier 2 (General)
- ✓ Tier 1 (Graduate Entrepreneur) and Tier 1 (Exceptional Talent)
- ✓ Tier 5 (Internship)

To find out more visit [gov.uk/check-uk-visa](https://www.gov.uk/check-uk-visa)

Overstaying your visa

If you remain in the UK after your visa expires you can be banned from returning to the UK, meaning you would not be able to gain further work or study.

Those who remain in the UK illegally, without a valid visa, are not permitted to work, rent private property, hold a driving licence or access a wide range of publicly funded services and benefits.



Any questions?

